

## RAINBOW PAPERS LIMITED

SHAREHOLDING PATTERN AS ON 30- Sep - 2013

Script Code : 523523

CLASS OF SECURITY : EQUITY

Quarter Ended : 30- Sep - 2013

(i)(a) Statement Showing Shareholding Pattern

Face Value : 2

Partly paid-up shares	No. of partly paid-up shares	As a % of total no. of partly paid-up shares	As a % of total no. of shares of the company
Held by promoter/promoter group	0	0	0
held by public	0	0	0
<b>Total</b>	<b>0</b>	<b>0</b>	<b>0</b>
Outstanding convertible securities	No. of outstanding securities	As a % of total no. of outstanding convertible securities	As a % of total no. of shares of the company assuming full conversion of the convertible securities
Held by promoter/promoter group	0	0	0
held by public	0	0	0
<b>Total</b>	<b>0</b>	<b>0</b>	<b>0</b>
Warrants	No. of warrant	As a % of total no. of warrants	As a % of total no. of shares of the company assuming full conversion of warrants
Held by promoter/promoter group	7500000	100	7.06
held by public	0	0	0
<b>Total</b>	<b>0</b>	<b>0</b>	<b>0</b>
<b>Total Paid-up capital of the company assuming full conversion of warrants and convertible securities</b>			<b>106217300</b>

Category Code	Category of Shareholder(s)	Number of Shareholder(s)	Total Number of shares	Number of shares held in Dematerialised Form	Total shareholding as a percentage of total number of shares		Shares pledged or otherwise encumbered	
					As a percentage of (A+B)	As a percentage of (A+B+C)	Number of shares	As a percentage
<b>(A)</b>	<b>Shareholding of Promoter and Promoter Group</b>							
<b>(1)</b>	<b>Indian</b>							
(a)	Individuals/ Hindu Undivided Family	6	2106930	2106930	3.01	2.13	0	0.00
(b)	Central Government/ State Government(s)							
(c)	Bodies Corporate	3	36849520	36849520	52.58	37.33	13590000	36.88
(d)	Financial Institutions/ Banks							
(e)	Others							
	i)Trusts							
	ii)Directors							
	iii)Employee Welfare Trust							
	<b>SUB TOTAL (A)(1)</b>	<b>9</b>	<b>38956450</b>	<b>38956450</b>	<b>55.59</b>	<b>39.46</b>	<b>13590000</b>	<b>34.89</b>
<b>(2)</b>	<b>Foreign</b>							
(a)	Individuals (Non-Residents Individuals/Foreign Individuals)							
(b)	Bodies Corporate							
(c)	Institutions							
(d)	Qualified Foreign Investor							
(e)	Others							
	<b>SUB TOTAL (A)(2)</b>	<b>0</b>	<b>0</b>	<b>0</b>	<b>0.00</b>	<b>0.00</b>	<b>0</b>	<b>0.00</b>
	<b>TOTAL Shareholding of Promoter and Promoter Group(A) = (1) + (2)</b>	<b>9</b>	<b>38956450</b>	<b>38956450</b>	<b>55.59</b>	<b>39.46</b>	<b>13590000</b>	<b>34.89</b>
<b>(B)</b>	<b>Public Shareholding</b>							
<b>(1)</b>	<b>Institutions</b>							
(a)	Mutual Funds/ UTI	1	500	500	0.00	0.00		
(b)	Financial Institutions / Banks	2	6500000	6500000	9.28	6.58		
(c)	Central Government/ State Government(s)							
(d)	Venture Capital Funds							
(e)	Insurance Companies							
(f)	Foreign Institutional Investors	4	3563476	3563476	5.09	3.61		
(g)	Foreign Venture Capital Investors							
(h)	Qualified Foreign Investor							
(i)	Others							
	i)Trusts							
	<b>SUB TOTAL (B)(1)</b>	<b>7</b>	<b>10063976</b>	<b>10063976</b>	<b>14.36</b>	<b>10.19</b>		
<b>(2)</b>	<b>Non - Institutions</b>							
(a)	Bodies Corporate	97	15346986	15325486	21.90	15.55		
(b)	Individuals							
	i) Individual Shareholders holding nominal share capital up to Rs.1 Lakh	3347	2417734	1404329	3.45	2.45		
	ii) Individual Shareholders holding nominal share capital in excess of Rs.1 Lakh	7	3053855	3053855	4.36	3.09		
(c)	Qualified Foreign Investor							
(d)	Others							
	i)Employees							
	ii)Non Resident Repatriates	8	5862	5862	0.01	0.01		
	iii)Non Resident Non Repatriates	2	509	509	0.00	0.00		
	iv)Non domestic Companies							
	v)Trusts							
	vii)Others - Clearing Members	4	56189	56189	0.08	0.06		
	vi)Directors & their Relatives & Friends	6	176014	176014	0.25	0.18		
	viii)Foreign Nationals							
	<b>SUB TOTAL (B)(2)</b>	<b>3471</b>	<b>21057149</b>	<b>20022244</b>	<b>30.05</b>	<b>21.33</b>		
	<b>TOTAL Public Shareholding(B) = (1) + (2)</b>	<b>3478</b>	<b>31121125</b>	<b>30086220</b>	<b>44.41</b>	<b>31.53</b>		
	<b>TOTAL (A)+(B)</b>	<b>3487</b>	<b>70077575</b>	<b>69042670</b>	<b>100.00</b>	<b>70.99</b>		
<b>(C)</b>	<b>Shares held by Custodians and against which Depository Receipts have been issued</b>							
	i) Promoters	0	0	0		0.00		
	ii) Public	1	28639725	28639725		29.01		
	<b>GRAND TOTAL (A) + (B) + (C)</b>	<b>3488</b>	<b>98717300</b>	<b>97682395</b>		<b>100.00</b>	<b>13590000</b>	<b>13.77</b>






**RAINBOW PAPERS LIMITED**

(l)(c)(i) Statement showing Shareholding of persons belonging to the category  
 "Public" and holding more than 1% of the total number of shares"


Sr. No.	Name of the shareholder	Number of shares held	Shares as a percentage of total number of shares {i.e., Grand Total (A)+(B)+(C) indicated in Statement at para (l)(a) above}	Details of		Details of convertible		Total shares (including underlying shares assuming full conversion of
				Number of warrants held	As a % total number of warrants of the same class	Number of convertible securities held	% w.r.t total number of convertible securities of the same class	
1	LIFE INSURANCE CORPORATION OF INDIA	4500000	4.56	0	0	0	0	4.24
2	DEVKANT SYNTHETICS (INDIA) PVT. LTD.	4368852	4.43	0	0	0	0	4.11
3	INDIA FOCUS CARDINAL FUND	2880500	2.92	0	0	0	0	2.71
4	HEADWAY CAPITAL ADVISORS LIMITED	2068000	2.09	0	0	0	0	1.95
5	GENERAL INSURANCE CORPORATION OF INDIA	2000000	2.03	0	0	0	0	1.88
6	PARESH NAVNITLAL BHAGAT	1645006	1.67	0	0	0	0	1.55
7	DEVKANT SYNTHETICS INDIA PVT. LTD	1350000	1.37	0	0	0	0	1.27
8	MANGAL KESHAV CAPITAL LTD.	1216784	1.23	0	0	0	0	1.15
9	GUINNESS SECURITIES LIMITED	1111110	1.13	0	0	0	0	1.05
<b>TOTAL</b>		<b>21140252</b>	<b>21.41</b>	<b>0</b>	<b>0</b>	<b>0</b>	<b>0</b>	<b>19.90</b>



## RAINBOW PAPERS LIMITED

**(l)(c)(ii) Statement showing Shareholding of persons belonging to the category  
“Public” and holding more than 5% of the total number of shares”**


Sr. No.	Name(s) of the shareholder(s) and the Persons Acting in Concert (PAC) with them	Number of shares	Shares as a percentage of total number of shares {i.e., Grand Total (A)+(B)+(C) indicated in Statement at para (I)(a) above}	Details of		Details of		Total shares (including underlying shares assuming full conversion of warrants and convertible
				Number of warrants	As a % total number of warrants of the same class	Number of convertible securities held	% w.r.t total number of convertible securities of the same class	
1	NIL	0	0.00	0	0	0	0	0.00



**RAINBOW PAPERS LIMITED**

**(I)(d) Statement showing details of locked-in shares**


Sr. No.	Name of the shareholder	Number of locked-in shares	Locked-in shares as a percentage of total number of shares {i.e., Grand Total (A)+(B)+(C) indicated in Statement at para (I)(a) above}	Promoter / Promoter Group / Public
1	DRUPA SUPPLIERS PVT. LTD.	1500000	1.52	Promoter / Promoter Group
2	ORIENT NEWSPRINT LIMITED	10000000	10.13	Promoter / Promoter Group
		<b>11500000</b>	<b>11.65</b>	



**RAINBOW PAPERS LIMITED**

(II)(a) Statement showing details of Depository Receipts (DRs)

Sr. No.	Type of outstanding DR (ADRs, GDRs, SDRs, etc.)	Number of outstanding DRs	Number of shares underlying outstanding DRs	Shares underlying outstanding DRs as a percentage of total number of shares {i.e., Grand Total (A)+(B)+(C) indicated in Statement at para (I)(a) above}
1	GDRs	28639725	28639725	29.01
2				
3				
4				
5				
6				
7				
8				
9				
<b>TOTAL</b>		<b>28639725</b>	<b>28639725</b>	<b>29.01</b>



**RAINBOW PAPERS LIMITED**

**(II)(b) Statement showing holding of Depository Receipts (DRs), where underlying shares held by "promoter/promoter group" are in excess of 1% of the total number of shares**

Sr. No.	Name of the DR Holder	Type of outstanding DR (ADRs, GDRs, SDRs, etc.)	Number of shares underlying outstanding DRs	Shares underlying outstanding DRs as a percentage of total number of shares {i.e., Grand Total (A)+(B)+(C) indicated in Statement at para (I)(a) above}
1	Nil	0	0	0.00
2				
3				
4				
5				
6				
7				
8				
9				
<b>TOTAL</b>			<b>0</b>	<b>0.00</b>



Sr.No	Notes
1	NIL
2	
3	
4	
5	
6	
7	
8	
9	

